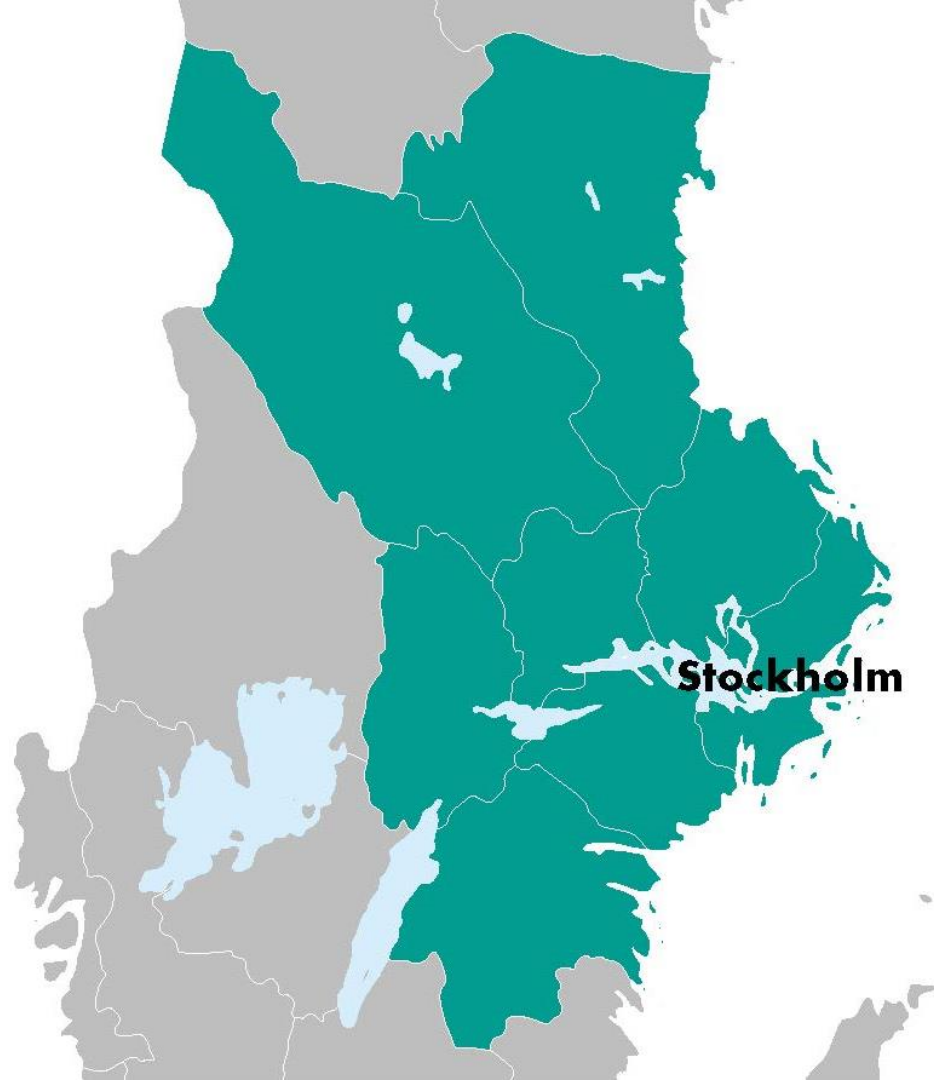


The Stockholm Region Economy

Q2 2016

September 2016



The Stockholm Region Economy 2016 Q2

About the report

The report is published each quarter by Stockholm Business Region.

Statistics used is collected from Statistics Sweden, The Labour Exchange and The Swedish Companies Registration Office.

The report can be downloaded from:

<http://www.stockholmbusinessregion.se/en/facts--figures/#facts-about-business>

The Stockholm Region is defined as Stockholm County, Uppsala County, Södermanland County, Östergötland County, Örebro County, Västmanland County, Gävleborg County and Dalarna County. Individual county reports for the above mentioned can be found in Swedish here: <http://www.stockholmbusinessalliance.se/konjunkturrapporter/>

Questions can be addressed to Stefan Frid at Invest Stockholm.
Publisher: Olle Zetterberg.

Positive figures for the Stockholm Region

During the second quarter 2016 Stockholm's economic growth continued. Aggregated gross pay data show positive growth figures for the Stockholm Region compared with the same quarter 2015.

In total 9 218 new companies were registered in the Stockholm Region during the second quarter 2016, which represents an 18 % increase compared to the same quarter 2015. The past four quarters a total of 36 400 new companies were registered representing an increase of 10 % in relation to the previous four quarters.

The number of people employed has increased during the last quarter. Also the number of listed positions increased with the largest absolute increase among companies within the financial and insurance sector. The number of people given notice also decreased. Also the unemployment rate in the Stockholm Region slightly decreased compared to the second quarter 2015.

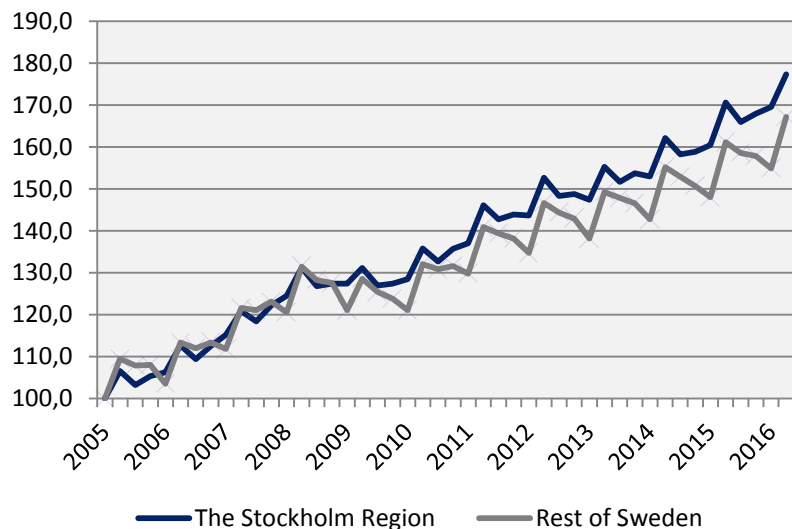
The last four quarters the number of residents in the Stockholm Region has increased by 58 000, representing a 1% increase in population for the region.

The number of housing projects increased by 2 % in the Stockholm Region compared with the same quarter 2015. In total 27 300 apartments have been started in the region during the past four quarters.

Olle Zetterberg
CEO Stockholm Business Region

Economic growth, private sector

Index 100 = 2005 Q1

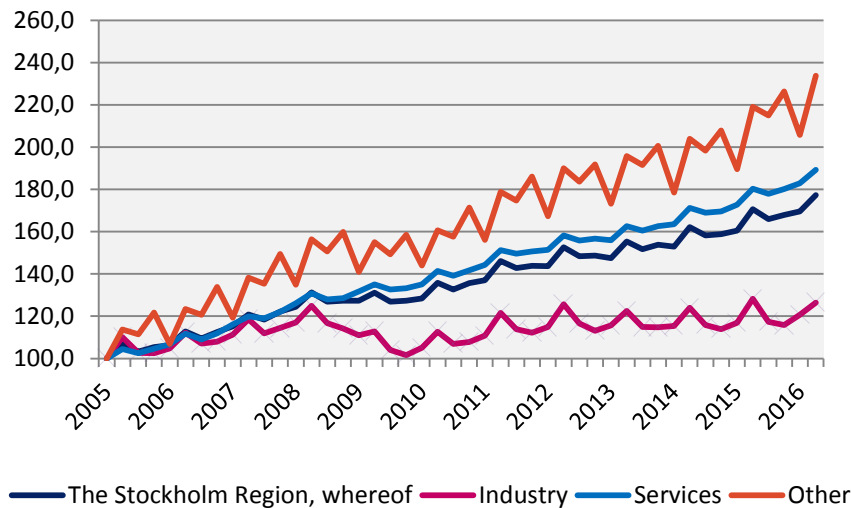


Source: Statistics Sweden

	2016 Q2	Change (%) since,		
	Billion cr.	2005 Q1	2010 Q1	2015 Q2
The Stockholm Region	156,4	77,3	38,0	3,9
Rest of Sweden	150,0	67,2	38,1	3,7
Stockholm county	101,1	83,0	38,5	4,2
Uppsala county	8,0	96,1	51,4	5,6
Södermanland county	6,0	58,2	32,3	2,5
Östergötland county	12,2	64,0	37,0	4,9
Örebro county	7,8	71,3	39,0	3,4
Västmanland county	7,4	62,9	37,4	1,7
Dalarna county	7,0	58,1	32,7	3,7
Gävleborg county	6,9	66,4	29,7	1,2

Economic growth by sector

Index 100 = 2005 Q1

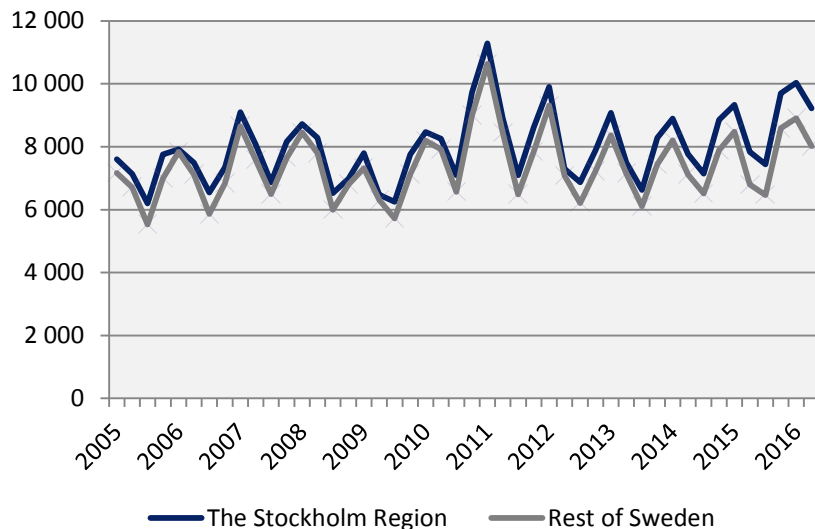


Source: Statistics Sweden

	2016 Q2	Growth (%) since,		
	Billion cr.	2005 Q1	2010 Q1	2015 Q2
INDUSTRY				
The Stockholm Region	27,0	26,5	20,4	-1,4
Rest of Sweden	40,2	26,0	22,7	0,6
Stockholm county	10,5	25,7	21,2	-2,8
Uppsala county	1,6	33,9	24,1	-5,0
Södermanland county	1,8	21,1	22,2	0,3
Östergötland county	3,5	21,7	19,2	1,2
Örebro county	2,3	32,8	24,0	1,0
Västmanland county	2,7	32,1	25,8	-0,2
Dalarna county	2,2	24,9	17,8	1,7
Gävleborg county	2,3	26,3	8,7	-4,3
SERVICES				
The Stockholm Region	114,4	89,2	40,1	4,9
Rest of Sweden	91,9	83,6	42,3	4,7
Stockholm county	82,5	88,8	38,7	4,7
Uppsala county	5,3	114,8	55,4	9,0
Södermanland county	3,3	74,4	32,8	2,5
Östergötland county	7,2	88,1	42,5	6,3
Örebro county	4,6	96,6	45,8	4,8
Västmanland county	4,0	89,8	46,6	3,9
Dalarna county	3,8	75,0	38,9	4,8
Gävleborg county	3,6	89,8	40,6	4,7
OTHER*				
The Stockholm Region	15,0	133,7	62,3	6,7
Rest of Sweden	17,9	130,1	58,7	6,1
Stockholm county	8,1	154,5	65,8	8,6
Uppsala county	1,2	154,9	83,9	6,1
Södermanland county	0,8	125,4	58,9	7,2
Östergötland county	1,4	107,1	65,9	7,6
Örebro county	0,9	86,5	49,3	2,8
Västmanland county	0,7	80,7	37,7	-1,9
Dalarna county	1,0	107,8	50,9	4,5
Gävleborg county	1,0	137,1	56,1	2,6

*Other includes, agriculture, forestry and fishing, construction and unspecified sectors

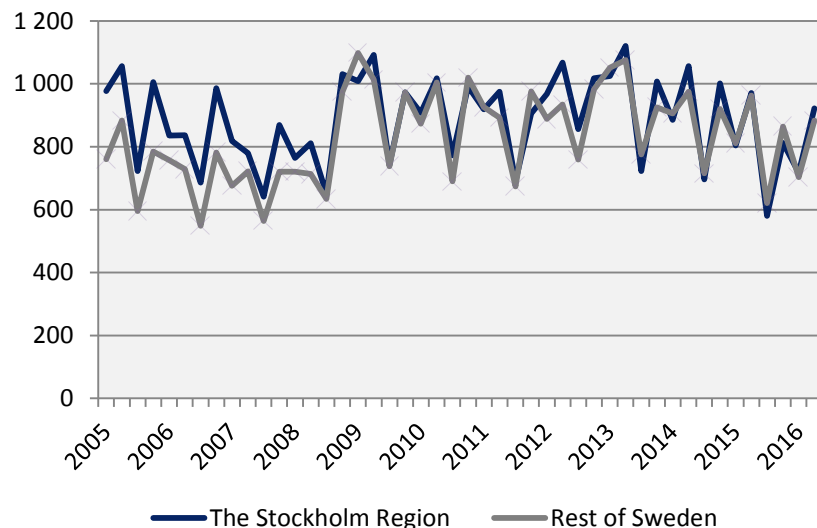
The number of newly registered businesses



	2016 Q2		Yearly change*	
	Number	Ch., %	Number	Ch., %
The Stockholm Region	9 218	17,7	36 379	9,7
Rest of Sweden	8 016	17,9	31 966	7,7
Stockholm county	6 378	19,8	24 812	10,7
Uppsala county	569	22,9	2 230	10,9
Södermanland county	376	18,2	1 534	9,2
Östergötland county	540	9,3	2 207	5,0
Örebro county	388	12,8	1 600	10,0
Västmanland county	333	19,4	1 362	3,7
Dalarna county	300	-6,8	1 349	3,8
Gävleborg county	334	14,4	1 285	9,7

*Last four quarters

Company bankruptcies

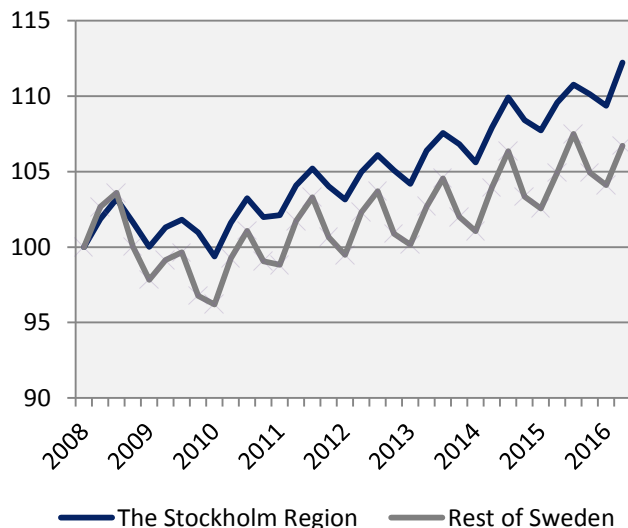


	2016 Q2		Yearly change*	
	Number	Ch., %	Number	Ch., %
The Stockholm Region	922	-5,0	3 031	-12,7
Rest of Sweden	883	-8,3	3 071	-9,9
Stockholm county	631	-0,3	2 009	-7,5
Uppsala county	61	13,0	198	-5,3
Södermanland county	34	-29,2	123	-23,1
Östergötland county	52	-11,9	188	-21,7
Örebro county	46	-8,0	149	-17,2
Västmanland county	30	-26,8	86	-45,6
Dalarna county	33	-19,5	126	-28,8
Gävleborg county	35	-22,2	152	-13,6

*Last four quarters

Employment rate

Index 100 = 2008 kv1



Source: Statistics Sweden

	Number	<i>Growth</i>	<i>Growth (%) since,</i>		
	2016 Q2	Yearly ch.*	2008 Q1	2010 Q1	2015 Q2
The Stockholm Region	2 262 700	53 400	12,2	12,9	2,4
Rest of Sweden	2 671 800	44 500	6,7	10,9	1,7
Stockholm county	1 201 400	30 300	17,3	14,7	2,6
Uppsala county	185 400	4 500	16,7	17,3	2,5
Södermanland county	131 200	1 700	3,6	9,1	1,3
Östergötland county	215 900	6 300	11,1	13,0	3,0
Örebro county	140 100	3 900	7,4	13,2	2,9
Västmanland county	126 500	300	9,2	10,8	0,2
Dalarna county	134 700	1 600	-2,1	8,4	1,2
Gävleborg county	127 500	4 800	-0,9	2,0	3,9

*Last four quarters

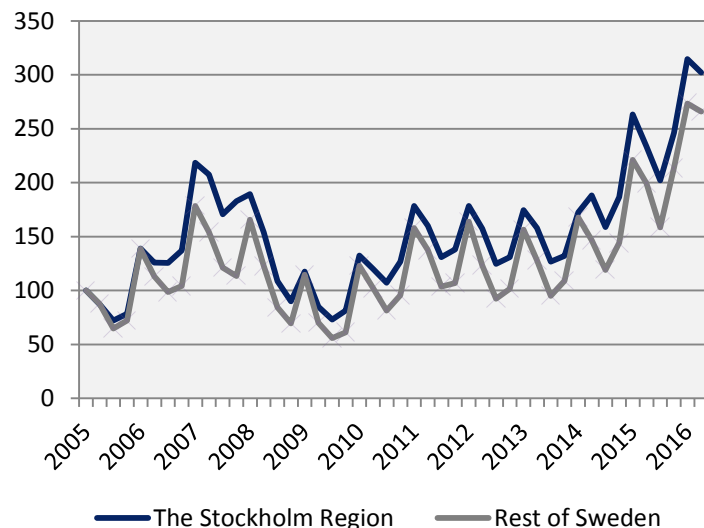
The number of employed people in Stockholm County

	Number	<i>Growth</i>	<i>Growth (%) since,</i>		
	2016 Q2	Yearly ch.*	2008 Q1	2010 Q1	2015 Q2
Total	2 262 700	53 400	12,2	12,9	2,4
Agriculture, forestry & fishing	21 800	-4 200	-16,8	-16,5	-16,2
Manufacturing, mining, quarrying & utilities	204 100	-3 300	-13,2	-0,9	-1,6
Manufacturing of workshop products	101 700	1 100	-13,7	0,3	1,1
Construction	146 500	12 600	13,5	14,4	9,4
Trade	260 700	12 300	7,6	8,9	5,0
Transport	105 300	-2 800	3,5	1,0	-2,6
Accommodation & food services	81 100	3 800	24,0	18,7	4,9
Information & communication	122 400	3 700	19,8	21,1	3,1
Arts, entertainment, recreation & other services	117 300	-600	9,7	7,7	-0,5
Financial & insurance	449 100	12 700	24,5	17,1	2,9
Public administration	154 500	9 500	27,4	26,5	6,6
Education	259 100	10 500	19,5	19,9	4,2
Health	323 100	5 600	11,4	13,3	1,8
Unspecified	n.d.	n.d.	n.d.	n.d.	n.d.
Employed in Sweden	2 255 800	56 300	12,5	13,1	2,6
Employed abroad	3 900	-900	14,7	5,4	-18,8

*Last four quarters

Number of recently listed positions

Index 100 = 2005 Q1

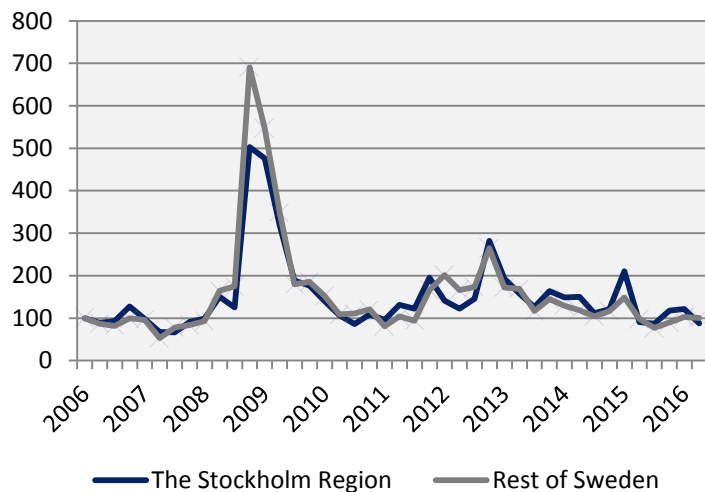


	2016 Q2		Yearly growth*	
	Number	Ch., %	Number	Ch., %
The Stockholm Region	167 824	29,3	591 540	26,4
Rest of Sweden	185 481	33,3	635 871	33,3
Stockholm county	103 397	28,8	361 347	25,7
Uppsala county	10 129	40,8	36 937	35,3
Södermanland county	9 945	56,0	32 420	40,4
Östergötland county	15 201	42,7	54 190	32,5
Örebro county	8 452	11,7	29 747	21,8
Västmanland county	6 934	5,9	25 773	13,6
Dalarna county	7 373	25,2	27 061	21,3
Gävleborg county	6 393	21,1	24 065	20,9

*Last four quarters

The number of people given notice

Index 100 = 2006 Q1

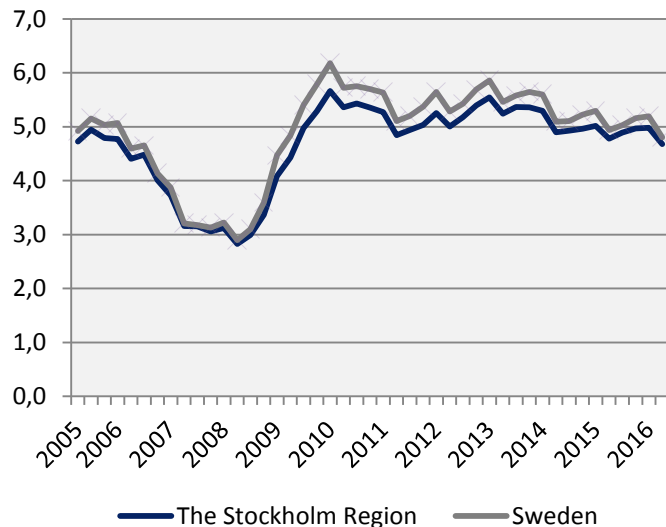


	2016 Q2		Yearly change*	
	Number	Ch., %	Number	Ch., %
The Stockholm Region	3 756	-3,2	17 714	-22,5
Rest of Sweden	5 221	2,6	19 204	-20,9
Stockholm county	1 951	-20,1	9 977	-21,3
Uppsala county	240	90,5	702	-16,8
Södermanland county	337	66,8	1 354	-25,5
Östergötland county	208	-22,1	1 313	-31,9
Örebro county	236	-17,8	977	-29,7
Västmanland county	338	15,4	1 277	-15,8
Dalarna county	284	84,4	1 042	-34,5
Gävleborg county	162	44,6	1 072	-2,7

*Last four quarters

Unemployment in relation to the population (%)

15-74 years

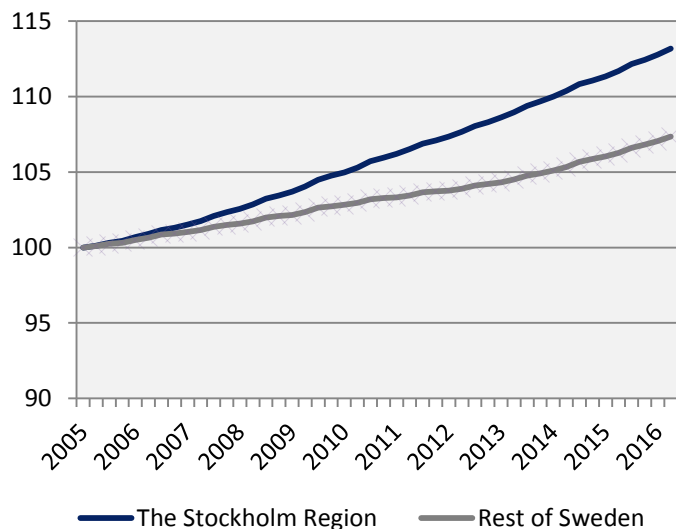


	<i>Number</i>	<i>Yearly</i>	<i>Unemployed out of population, 15-74 years</i>		
	2016 Q2	change*	2010 Q1	2015 Q2	2016 Q2
The Stockholm Region	155 063	-1 697	5,7	4,8	4,7
Sverige	351 745	-6 912	6,2	4,9	4,8
Stockholm county	68 081	-1 463	4,4	4,2	4,0
Uppsala county	9 172	250	4,6	3,4	3,4
Södermanland county	13 957	323	7,8	6,6	6,7
Östergötland county	17 823	-648	6,9	5,6	5,4
Örebro county	10 543	-534	7,4	5,2	4,9
Västmanland county	11 458	232	7,2	5,8	5,9
Dalarna county	9 176	297	5,9	4,3	4,4
Gävleborg county	14 853	-154	8,7	7,2	7,1

*Last four quarters

Population

Index 100 = 2005 Q1



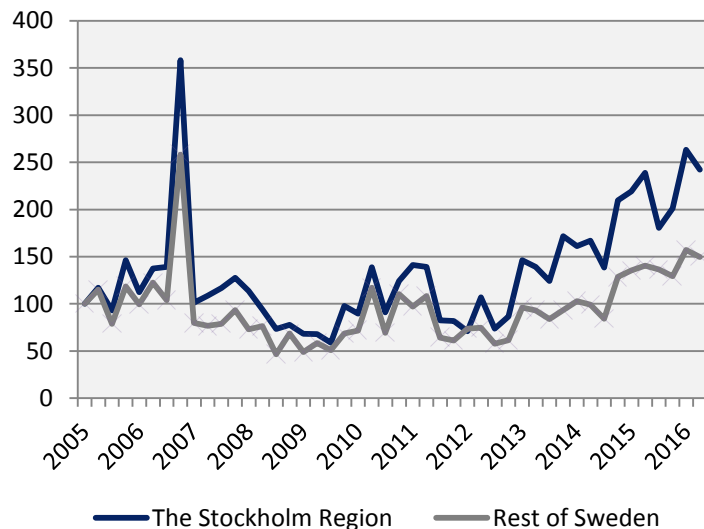
Source: Statistics Sweden

	2016 Q2	Yearly ch. *	Growth (%) since,		
	(in thousands)		2005 Q1	2010 Q1	2015 Q2
The Stockholm Region	4 461,6	58,1	13,2	7,8	1,3
Rest of Sweden	5 444,8	55,1	7,3	4,4	1,0
Stockholm county	2 248,5	35,0	19,8	11,0	1,6
Uppsala county	356,6	5,9	17,7	7,2	1,7
Södermanland county	285,7	3,4	9,5	6,1	1,2
Östergötland county	447,7	4,4	7,7	4,8	1,0
Örebro county	292,2	2,8	6,8	4,6	1,0
Västmanland county	265,5	2,3	1,7	5,6	0,9
Dalarna county	282,3	2,4	2,4	2,1	0,9
Gävleborg county	283,0	1,9	2,4	2,4	0,7

*Development last four quarters

Number of housing projects started

Index 100 = 2005 Q1

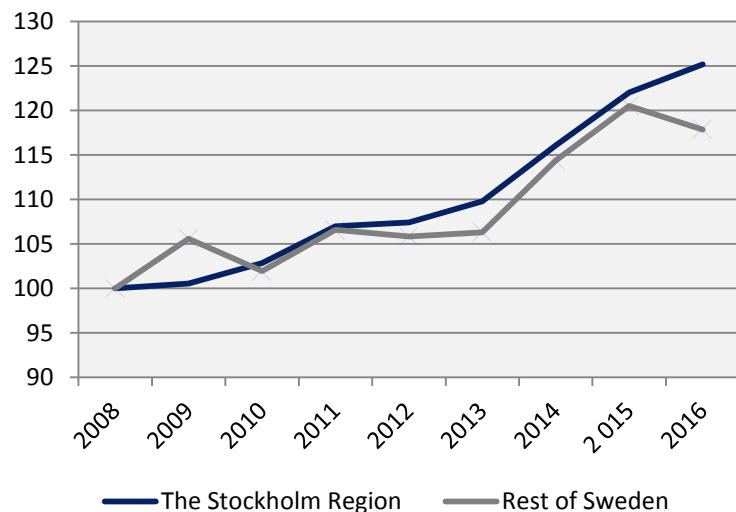


	2016 Q2		Yearly change*	
	Number	Ch., %	Number	Ch., %
The Stockholm Region	7 450	1,5	27 271	10,1
Rest of Sweden	9 144	6,6	34 936	17,1
Stockholm county	4 350	6,7	15 794	13,4
Uppsala county	1 039	21,1	3 191	5,7
Södermanland county	142	-1,4	859	11,0
Östergötland county	762	-13,5	3 112	22,4
Örebro county	545	-32,5	2 565	4,8
Västmanland county	504	50,4	829	-26,4
Dalarna county	32	-74,2	328	7,5
Gävleborg county	76	-32,7	593	-6,9

*Last four quarters

Commercial accommodations

Index 100 = 2008 Q1 (Q1, 2008 - 2016)



	2016 Q2	Yearly ch.*	Growth (%) since,		
	(in thousands)		2008 Q2	2010 Q2	2015 Q2
The Stockholm Region	6 084	25 167	25,2	21,7	2,6
Rest of Sweden	8 423	35 516	17,9	15,6	-2,2
Stockholm county	3 522	13 282	41,6	39,8	6,6
Uppsala county	314	1 167	18,0	24,2	-0,3
Södermanland county	290	1 048	6,9	13,8	3,0
Östergötland county	467	1 765	23,5	24,0	-3,8
Örebro county	310	1 216	4,0	2,6	-1,2
Västmanland county	193	713	1,0	10,8	-2,5
Dalarna county	750	4 949	-2,9	-18,8	-7,1
Gävleborg county	238	1 026	21,5	22,6	5,4

*Development last four quarters

Stockholm Business Region

Stockholm Business Region is responsible for developing and promoting Stockholm as a business and tourist destination under the brand Stockholm - The Capital of Scandinavia.

The aim is to make Stockholm the leading sustainable growth region in Europe.

Stockholm Business Region is owned by the city of Stockholm and has two subsidiaries Invest Stockholm and Stockholm Visitors Board.

For questions: Contact Stefan Frid, Invest Stockholm.
Publisher: Olle Zetterberg, CEO Stockholm Business Region

Stockholm Business Region

P.O. Box 16282

SE-103 25 Stockholm, Sweden

Phone + 46 8 508 280 00

www.visitstockholm.com

investstockholm.com

stockholmbusinessregion.se